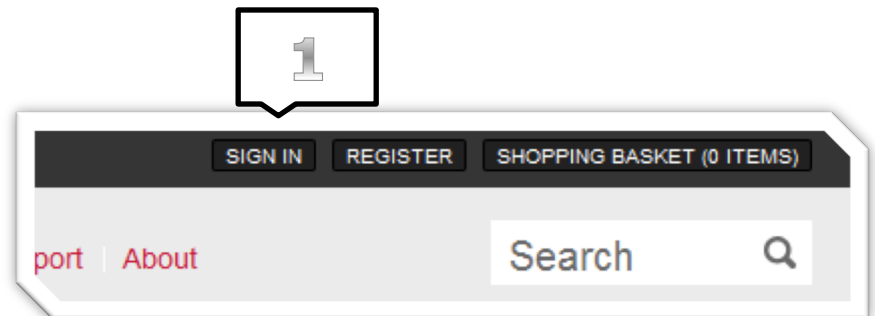


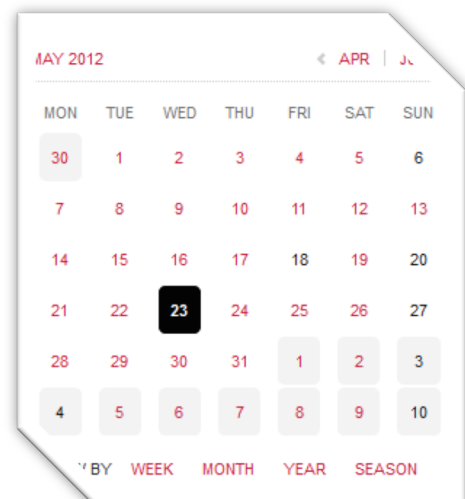
Purchasing tickets

- 1) When purchasing tickets it is recommended that you sign in first. This will ensure you can see the correct events at the correct prices.

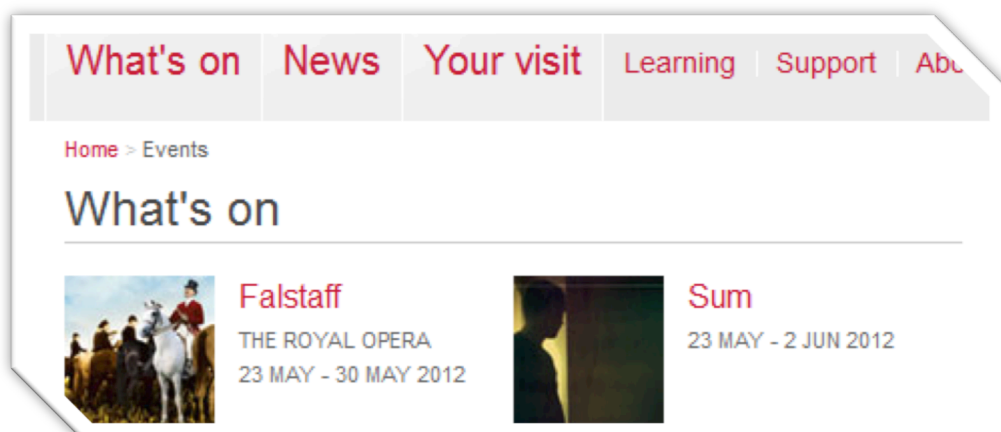


- 2) There are several ways to find events and performances:

- a. Following links from an ROH email
- b. Visiting the [What's on](#) section
- c. Via our calendar of events
- d. Using the search on our website



- 3) From the What's on page you can see which productions, rehearsals, events and tours are currently taking place.




- 4) Selecting an event will take you to the page for that event where you can see availability and price ranges for each of the dates. Select 'Buy' next to the preferred date. Events that are not available to purchase will not have a 'Buy' button.

home > Productions > The Prince of the Pagodas

The Prince of the Pagodas

THE ROYAL BALLET | 2 JUNE 2012 - 29 JUNE 2012 | MAIN STAGE



When to see it

BOOKING FOR 2 JUNE 2012 - 29 JUNE 2012 OPENS

- 13 March 2012 for Friends of Covent Garden.
- 10 April 2012 for General Public.

Saturday 2 June 2012, 7.00pm Main Stage Wordsworth, Nuñez, Rojo, Kish, Orchestra of the Royal Opera House	40 Tickets £6-£104	BUY
Wednesday 6 June 2012, 7.30pm Main Stage Wordsworth, Nuñez, Rojo, Kish, Orchestra of the Royal Opera House	94 Tickets £6-£104	BUY

4

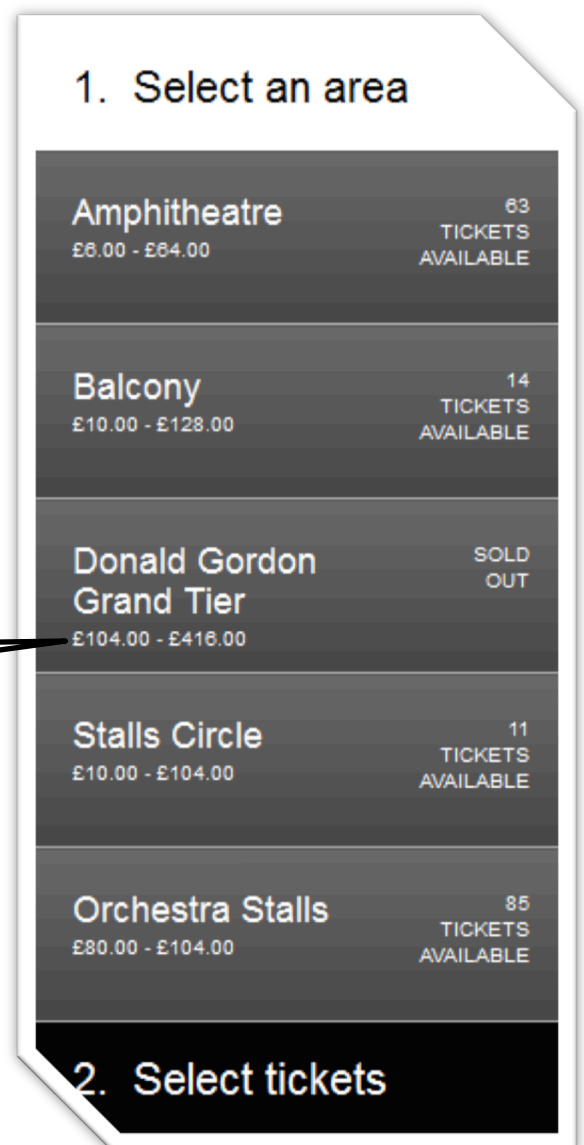
- 5) Selecting the 'Buy' button will take you to the ticket select screen for the chosen performance. You can use two different methods to obtain a seat: 'chose your own seat/ticket' or 'best available'.



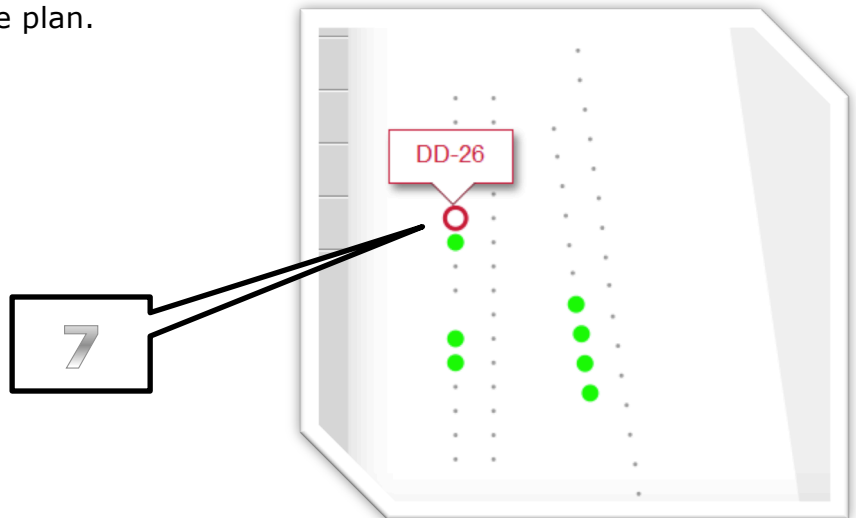
- 6) To choose your own seat/ticket, select an area of the auditorium from the panel on the left-hand side of the screen.

Ticket availability for each part of the auditorium and the price range are both shown in the panel.

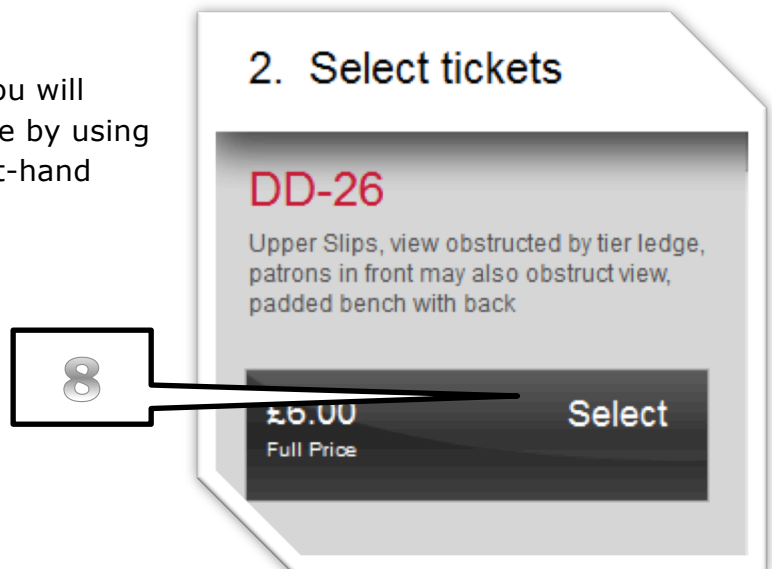
6



7) Select a seat from the plan.



8) Once a ticket is selected you will need to confirm your choice by using the select button in the left-hand panel.



9) Repeat steps 7 and 8 until you have all the tickets you want, then use the 'Add to basket' button.

Your tickets are not reserved until you select 'Add to basket'.

You will be taken to the basket screen where you can complete your purchase or continue to select more performances.

Full details of the 'choose your own ticket' tool can be found on the [help pages](#).

